AMPTELIKE VEILINGSKATALOGUS VIR / OFFICIAL AUCTION CATALOGUE FOR

JG VILJOEN & SEUNS - GELIBAR

Veilingsdatum / Auction Date:
19 August 2026

Data soos op / Data as on:
28 July 2026

BONSMARA SA

SA STAMBOEK STUD BOOK

SALES UNDER AUSPICES OF BONSMARA SA

Bonsmara stud breeding is subject to the stipulations of the Livestock Improvement Act and conforms to the standards of Bonsmara SA. The Society therefore has the right to implement certain controls to ensure the accuracy of information regarding Parentage, Performance and Estimated Breeding Values.

Information regarding Parentage, Performance and Estimated Breeding Values of animals, as supplied by the breeder, have been verified and compared to the official database of LOGIX BEEF. Bonsmara SA therefore, confirms the accuracy of such information.

To the knowledge of the Society these controls have been carried out accurately. However, the Society does not take any responsibility for incorrect information through printing errors or incorrect information provided by the breeder.

Animals on such sales have been visually screened by Inspectors of Bonsmara SA and comply with the Bonsmara Minimum Breed Standards as stipulated by the Society.

The Society DOES NOT have any control over:

- Immunization and health status of animals
- Pregnancy status of cows and heifers
- Suitability of a bull for breeding
- Fertility status as well as venereal diseases and
- Commercial animals

Since the above is not classified as information regarding Parentage, Performance and Estimated Breeding Values, it DOES NOT fall within the jurisdiction of the meaning "Under the Auspices of Bonsmara SA".

VEILINGS ONDER BESKERMING VAN BONSMARA SA

Bonsmara stoetteling wat onderhewig is aan die bepalings van die Veeverbeteringswet, vind plaas onder die vaandel van Bonsmara SA. Daarom behou die Genootskap hom die reg voor om kontroles volgens bepaalde prosedures uit te oefen ten opsigte van Ouerskap inligting, Prestasiedata en Beraamde Teelwaardes.

Ouerskap inligting, Prestasiedata en Beraamde Teelwaardes soos deur die teler voorsien vir die doel van hierdie katalogus, is gekontroleer en vergelyk met die amptelike databasis soos gehou deur LOGIX BEEF. Bonsmara SA bevestig dus die korrektheid van sodanige inligting.

Alhoewel die kontroles na die beste wete van die Genootskap gedoen is, kan die Genootskap egter nie verantwoordelik gehou word vir foutiewe inligting as gevolg van drukkersfoute of verkeerde inligting deur die telers verskaf nie.

Diere wat op hierdie veilings aangebied word, is onderwerp aan 'n proses van visuele inspeksie deur Keurders van Bonsmara SA en voldoen aan die Bonsmara Minimum Rasstandaarde soos bepaal deur die Genootskap.

Die Genootskap het egter GEEN beheer oor:

- Immunisering en gesondheidstatus van diere
- Dragtigheidstatus van koeie en verse
- Teelgeskiktheid van bulle
- Vrugbaarheidstatus, asook geslagsiektes en
- Kommersiële diere nie.

Aangesien bogenoemde nie val onder die bedoeling met Ouerskap inligting, Prestasiedata en Beraamde Teelwaardes nie, sorteer dit NIE onder die jurisdiksie van die bedoeling "Onder beskerming van Bonsmara SA" nie.

ANIMAL AND PEDIGREE INFORMATION

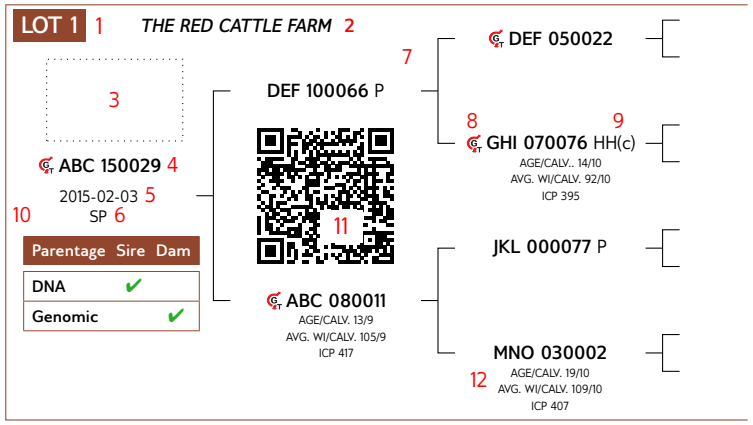

1. Lot Number
2. Owner of the animal
3. Herd's logo (if available)
4. Animal Identification Number
5. Birth date
6. Herd book section - NFR / PEN / F0 / A / B / SP
7. Four (4) generation pedigree
8. Genomic testing - it is indicated with the **GT** logo
9. Polled Status - the status will only be printed for animals that have been tested
10. Parentage Verification - a green tick (✔) indicates that the sire and/or dam has been verified via either microsatellite (DNA), or Genomic testing
11. QR Code - This code can be scanned with a smartphone or tablet. It redirects to the animal's information on **www.SABeefBulls.com** where all information for the animal is available.
12. Dam information
    - Age and Number of Calvings
    - Average Wean Index and Number of Calves Weaned
    - Intercalving Period

MYOSTATIN STATUS

The animal's status, if tested for myostatin variants, is indicated as follows:

- Not Tested
- 0 - Normal
- 1 - Heterozygous / Carrier of Double-Muscling gene
- 2 - Homozygous / Double-Muscled

LOGIX SELECTION VALUES

Calving Ease Value	Weaner Calf Value	Fertility Value	Maintenance Value	Cow Value	Growth Value	Carcass Value
109	98	111	99	101	98	103
1	2	3	4	5	6	7



5 L⚥GIX Cow Value

Selection of:

- Fertile cows,
- with low maintenance,
- that calf easily,
- and wean heavy calves relative to own weight

1 Calving Ease Value	EBVs Birth Direct & Maternal
Calf Growth Value	EBV Wean Direct
3 Fertility Value	EBVs Cow & Heifer Fertility, EBV Longevity
Milk Value	EBV Wean Maternal
4 Maintenance Value	EBVs Mature weight & Milk

2 L⚥GIX Weaner Calf Value

Selection for heavy weaners

Measurements: Weaning weight, Birth weight, and Mature weight

EBVs: Wean direct & maternal, Birth direct & maternal, Mature weight

6 L⚥GIX Growth Value

Selection for efficient growers on veld and in feedlot

Measurements: Phase C and D Growth test traits

EBVs: Weaning weight, End weight, ADG and Intake

7 L⚥GIX Carcass Value

Selection for higher meat yields on a carcass

Measurements: Phase C and D Growth test traits, RTU scanning traits

EBVs: End weight, Eye Muscle Area and Fat

HOW TO USE SELECTION VALUES

Sub-values sould also be compatible with your selection goal. Don't select only on the Cow Value

AVERAGE ANIMALS

(NO GROWTH EXTREMES)

- Selection Values 90 to 110
- Cow Value & Fertility Value average to high

A safe choice, as animals are profitble in most environments.

GROWERS

(GOOD ENVIRONMENT)

- Weaner Calf / Growth Value > 110
- Cow Value & Fertility Value average to high

Growers are heavier at birth (lower Calving Ease Value), and heavier at maturity (lower Maintenance Value).

LOW-MAINTENANCE ANIMALS

(HARSH ENVIRONMENT)

- Maintence Value > 110
- Cow Value & Fertility Value average to high

Lighter cows have a lower maintenance (higher Maintenance Value).

INTERPRETATION OF BREEDING VALUE INDICES AND SELECTION VALUES

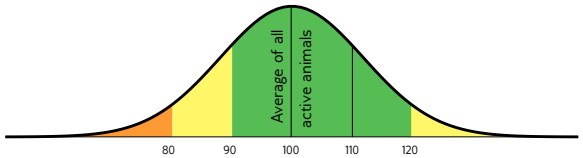

Average between 90 and 110, Acceptable between 80 and 120

EXPLANATION OF BREEDING VALUES AND SELECTION VALUES

		Traits		Description/Measurement	Goal	General Guidelines						
							<80	<90	90-110	>110	>120	
Selection Values	5	**Cow Value**	CV	Combination of Calving Ease, Calf Growth, Milk, Maintenance and Fertility Values (Rand-Value)	Profitable Cow	Loss						Profit
	1	**Calving Ease Value**	CEV	Risk for calving problems (calf too heavy) vs calf too small	Average birth weight	High						Low
		Calf Growth Value	CGrV	Calf's genetic ability for pre-weaning growth	Heavy weaner calf	Light						Heavy
		Milk Value	MlkV	Cow's genetic mothering and milking ability	Enough milk for the calf	Less						More
	4	**Maintenance Value**	MntV	Maintenance requirements of cow (cow weight and milk)	Low cow maintenance	High					*	Low
	3	**Fertility Value**	FertV	Fertility and retention of cows and heifers	Fertile cows	Low						High
	2	**Weaner Calf Value**	WnCV	Combination of calf's weight and cow's milk	Heavy weaner calves	Light						Heavy
	6	**Growth Value**	GV	Efficient growth on veld and in feedlot (Rand-value)	Profitable growth	Loss						Profit
	7	**Carcass Value**	VarcV	Meat on carcass (Weight and RTU EBVs)	More meat on the carcass	Less						More
		Production Value	PV	Combination of Cow- and Growth values (Rand-value)	Profitable animals	Loss						Profit
Cow & Heifer	8	**Birth Weight Direct**	BD	Birth weight (Calf's genetic ability)	Average birth weight	Heavy						Light
		Birth Weight Maternal	BM	Birth weight (Cow's genetic ability)	Easy calving	Heavy						Light
	9	**Weaning Weight Direct**	WD	Weaning weight (Calf's genetic ability)	Heavy weaner calves	Light						Heavy
	10	**Weaning Weight Maternal**	WM	Weaning weight (Cow's genetic ability)	Good mothers	Poor						Good
	18	**Mature Cow Weight**	MW	Cow weight at weaning of first three calves	Average mature cow weight	Light				*	*	Heavy
		Cow-Calf Birth	CCB	EBV Birth Direct / EBV Mature Cow weight	Average	Low						High
		Cow-Calf Wean	CCW	EBV Wean Direct / EBV Mature Cow weight	High calf-cow ratio	Low						High
Fertility	12	**Heifer Fertility**	HF	Age at first calving	Fertile heifers	Less						More
	13	**Cow Fertility**	CF.E	First 3 inter-calving periods (ICPs)	Fertile cows	Less						More
	11	**Scrotal Circumference**	SC	Scrotal circumference as measured during the growth test	Fertile bulls	Less						More
	14	**Longevity**	LG	Retention of progeny	Acceptable progeny	Poor						Good
Growth & Frame	15	**Post-Wean Weight**	PWn	12- and 18 month weights	Good post-wean growth	Low					*	High
	16	**Average Daily Gain**	ADG	Average daily gain	Good growth	Poor						Good
	17	**Feed Conversion Ratio**	FCR	100g feed intake / g weight gain	Feed efficiency	Poor						Good
		Final Test Weight	FW	Final weight in the growth test	Heavy carcass	Light					*	Heavy
	19	**Height**	H	Shoulder height in growth test	Average height	Short						Tall
	20	**Length**	L	Length in growth test	Longer for more muscle	Short						Long
	24	**Length-Height Ratio**	LH	EBV Length / EBV Height	Longer rather than tall	<1						>1
Carcass	21	**Eye Muscle Area**	EMA	RTU measured eye muscle area	Bigger steaks	Small						Big
	22	**Fat Thickness**	Fat	RTU measured P8 backfat thickness	Carcass quality	Thin						Thick
	23	**Marbling**	Mar	RTU measured % of intra-muscular fat	Juicy meat	Low						High
		Dressing Percentage	D%	Carcass weight / Live weight	High dressing percentage	Low						High

* Determined by own selection goal

GENETIC VALUES - BUILDING BLOCKS

Calf and Mother			Fertility				Post-Wean Growth			Frame			Carcass		
Birth Dir.	Wean Dir.	Wean Mat.	Scrot. Circ.	Heifer Fert.	Cow Fert.	Longev.	Post Wean	ADG	FCR	Mature Weight	Height	Length	EMA	Fat	Mar
99	99	90	97	75	92	85	100	94	93	92	123	110	104	100	79
8	9	10	11	12	13	14	15	16	17	18	19	20	21	22	23

The Logix Selection Values are compiled of specific genetic building blocks, as indicated in the selection value descriptions on the previous page. These genetic building blocks are indicated in the catalogue by their Breeding Value Indices.

PHENOTYPIC VALUES

Wean Index	365D Index	540D Index	ADG Index	FCR Index	Scrotum	LH
109	104	105	122	117	327	1.22
			16	17	11	24

- Wean, 365D, 504D, ADG and FCR Indices - phenotypic index obtained within the animal's contemporary group
- Scrotum - adjusted scrotal circumference, in mm, as measured during the growth test
- Length-Height Ratio (LH) - the animal's length / height ratio as measured during the growth test

© Compiled by the South African Stud Book and Livestock Improvement Association
All Pedigree- and Performance Data has been certified as correct

BULLS

LOT 1

JG VILJOEN & SEUNS

EHE GELIBAR BONSMARA

EHE 230495 Pp(c)
2023-12-20
SP

Parentage	Sire	Dam
DNA		
Genomic ✔		

- NFS 200238 Pp(c)
  - MCU 140048 Pp(c)
    - MCU 100109 Pp(c)
    - MCU 110151 PP(c) — AGE/CALV. 10/7, AVG. WI/CALV. 114/7
  - NFS 180017 — AGE/CALV. 6/1, AVG. WI/CALV. 104/1, ICP -
    - NFS 140154 HH(c)
    - ZVJ 120068 — AGE/CALV. 9/6, AVG. WI/CALV. 105/6
- EHE 200207 — AGE/CALV. 5/4, AVG. WI/CALV. 89/3, ICP 392
  - BG 160166 Pp(c)
    - BG 110058
    - CAB 040029 — AGE/CALV. 13/10, AVG. WI/CALV. 103/10
  - EHE 140184 — AGE/CALV. 10/8, AVG. WI/CALV. 97/8, ICP 381

Calving Ease Value	Weaner Calf Value	Fertility Value	Maintenance Value	Cow Value	Growth Value	Carcass Value
120	108	111	99	116	109	106

Calf and Mother			Fertility				Post-Wean Growth			Frame			Carcass		
Birth Dir.	Wean Dir.	Wean Mat.	Scr. Circ.	Heifer Fert.	Cow Fert.	Longev.	Post Wean	ADG	FCR	Mature Weight	Height	Length	EMA	Fat	Mar
116	104	94	96	113	98	117	101	113	114	100	88	105	89	115	127

Wean Index	365D Index	540D Index	ADG Index	FCR Index	Scrotum	LH
94	-	-	104	-	333	1.28

Myostatin	
Q204X	0
NT821	0
F94L	0

REMARKS:

LOGIX EBV Analysis: 2026-07-17

LOT 2

JG VILJOEN & SEUNS

EHE GELIBAR BONSMARA

EHE 240014 HH(c)
2024-01-15
SP

Parentage	Sire	Dam
DNA		
Genomic ✔		

- LAR 180053 HH(c)
  - LAR 140446
    - LAR 120026 HH(c)
    - LAR 950050 — AGE/CALV. 20/15, AVG. WI/CALV. 111/14
  - LAR 150277 — AGE/CALV. 10/6, AVG. WI/CALV. 105/6, ICP 540
    - LAR 110071
    - LAR 080168 — AGE/CALV. 17/12, AVG. WI/CALV. 103/11
- MRW 150025 — AGE/CALV. 11/9, AVG. WI/CALV. 101/8, ICP 384
  - BEI 070107
    - BEI 020134
    - BEI 040046 — AGE/CALV. 11/10, AVG. WI/CALV. 99/8
  - MRW 080027 — AGE/CALV. 8/5, AVG. WI/CALV. 95/5, ICP 361
    - MRW 020206
    - MRW 040098 — AGE/CALV. 4/2, AVG. WI/CALV. 96/2

Calving Ease Value	Weaner Calf Value	Fertility Value	Maintenance Value	Cow Value	Growth Value	Carcass Value
93	122	78	79	101	128	131

Calf and Mother			Fertility				Post-Wean Growth			Frame			Carcass		
Birth Dir.	Wean Dir.	Wean Mat.	Scr. Circ.	Heifer Fert.	Cow Fert.	Longev.	Post Wean	ADG	FCR	Mature Weight	Height	Length	EMA	Fat	Mar
89	124	97	131	84	76	105	128	129	128	125	112	123	124	121	144

Wean Index	365D Index	540D Index	ADG Index	FCR Index	Scrotum	LH
111	-	-	103	97	408	1.31

Myostatin	
Q204X	0
NT821	0
F94L	0

REMARKS:

LOGIX EBV Analysis: 2026-07-17

LOT 3

JG VILJOEN & SEUNS

EHE GELIBAR BONSMARA

EHE 230320
2023-08-05
SP

Parentage	Sire	Dam
DNA		
Genomic		

- EHE 200067 Pp(c)
  - JPL 110011 PP(c)
    - GBS 050115 P
    - JPL 040008 P — AGE/CALV. 8/6, AVG. WI/CALV. 102/6
  - WSS 090332 — AGE/CALV. 14/12, AVG. WI/CALV. 96/11, ICP 382
    - JPL 070107
    - WSS 070009 — AGE/CALV. 13/10, AVG. WI/CALV. 99/10
- EHE 180286 — AGE/CALV. 7/5, AVG. WI/CALV. 96/5, ICP 430
  - NFS 130082
    - NFS 100152
    - NFS 060055 — AGE/CALV. 11/9, AVG. WI/CALV. 103/9
  - EHE 050012 — AGE/CALV. 16/7, AVG. WI/CALV. 101/7, ICP 369

Calving Ease Value	Weaner Calf Value	Fertility Value	Maintenance Value	Cow Value	Growth Value	Carcass Value
84	110	101	88	105	108	110

Calf and Mother			Fertility				Post-Wean Growth			Frame			Carcass		
Birth Dir.	Wean Dir.	Wean Mat.	Scr. Circ.	Heifer Fert.	Cow Fert.	Longev.	Post Wean	ADG	FCR	Mature Weight	Height	Length	EMA	Fat	Mar
80	113	107	127	96	101	108	111	123	154	112	129	127	113	71	94

Wean Index	365D Index	540D Index	ADG Index	FCR Index	Scrotum	LH
100	-	-	122	127	329	1.19

Myostatin	
Q204X	0
NT821	0
F94L	0

REMARKS:

LOGIX EBV Analysis: 2026-07-17

BULLE

LOT 4

JG VILJOEN & SEUNS

EHE 230147 Pp(c)
2023-05-10
SP

Oerskap	Vaar	Moer
DNS		
Genomies ✔		

- AG 170393 Pp(c)
  - AG 130115 PP(c)
    - MCU 070007 P
    - MCU 100005 P — OUD/KALW. 10/7, GEM. SI/KALW. 103/7
  - AG 150518 — OUD/KALW. 10/8, GEM. SI/KALW. 98/8, TKP 389
    - HART090122 HH(c)
    - AG 050518 — OUD/KALW. 14/12, GEM. SI/KALW. 104/12
- EHE 190278 HH(c) — OUD/KALW. 6/5, GEM. SI/KALW. 104/4, TKP 371
  - EHE 170190 HH(c)
    - VV 120286 HH(c)
    - VV 100063 — OUD/KALW. 12/10, GEM. SI/KALW. 101/9
  - EHE 170032 Pp(c) — OUD/KALW. 9/7, GEM. SI/KALW. 113/6, TKP 381
    - JPL 080009 P
    - WSS 090332 — OUD/KALW. 14/12, GEM. SI/KALW. 96/11

Geboortegemak Waarde	Speenkalf Waarde	Vrugbaarheids-waarde	Onderhouds-waarde	Koeiwaarde	Groei-waarde	Karkas-waarde
102	121	107	106	125	115	121

Kalf en Moeder			Vrugbaarheid				Na-Speen Groei			Raam			Karkas		
Geb. Dir.	Spn. Dir.	Spn. Mat.	Skr. Omtr.	Vers Vrugb.	Koei Vrugb.	Lankl.	Na-Speen	GDT	VOV	Volw. Gewig	Hoogte	Lengte	OSO	Vet	Mar
104	105	129	95	125	87	111	107	119	109	91	118	121	120	135	101

Spn. Indeks	365D Indeks	540D Indeks	GDT Indeks	VOV Indeks	Skrotum	LH
101	-	-	99	91	352	1.30

Miostatien	
Q204X	0
NT821	0
F94L	0

OPMERKINGS: Gebruik in kudde

LOGIX EBV Analise: 2026-07-17

LOT 5

JG VILJOEN & SEUNS

EHE 230150 PP(c)
2023-05-10
SP

Oerskap	Vaar	Moer
DNS		
Genomies ✔		

- EHE 190286 PP(c)
  - VV 170145 Pp(c)
    - VV 120286 HH(c)
    - VV 140187 P — OUD/KALW. 9/7, GEM. SI/KALW. 115/6
  - EHE 160055 PP(c) — OUD/KALW. 10/8, GEM. SI/KALW. 107/7, TKP 381
    - JPL 110011 PP(c)
    - EHE 130016 PP(c) — OUD/KALW. 12/10, GEM. SI/KALW. 107/10
- EHE 210035 Pp(c) — OUD/KALW. 5/3, GEM. SI/KALW. 109/3, TKP 461
  - MCU 140060 Pp(c)
    - MCU 100109 Pp(c)
    - MCU 040064 P — OUD/KALW. 19/15, GEM. SI/KALW. 104/16
  - EHE 170078 — OUD/KALW. 8/6, GEM. SI/KALW. 98/6, TKP 393
    - NFS 130082
    - EHE 130031 — OUD/KALW. 12/10, GEM. SI/KALW. 99/10

Geboortegemak Waarde	Speenkalf Waarde	Vrugbaarheids-waarde	Onderhouds-waarde	Koeiwaarde	Groei-waarde	Karkas-waarde
130	100	130	107	123	91	92

Kalf en Moeder			Vrugbaarheid				Na-Speen Groei			Raam			Karkas		
Geb. Dir.	Spn. Dir.	Spn. Mat.	Skr. Omtr.	Vers Vrugb.	Koei Vrugb.	Lankl.	Na-Speen	GDT	VOV	Volw. Gewig	Hoogte	Lengte	OSO	Vet	Mar
143	89	103	104	119	124	118	84	94	120	91	81	86	100	124	53

Spn. Indeks	365D Indeks	540D Indeks	GDT Indeks	VOV Indeks	Skrotum	LH
109	-	-	93	110	327	1.27

Miostatien	
Q204X	0
NT821	0
F94L	0

OPMERKINGS:

LOGIX EBV Analise: 2026-07-17

LOT 6

JG VILJOEN & SEUNS

EHE 230485 Pp(c)
2023-12-11
SP

Oerskap	Vaar	Moer
DNS		
Genomies ✔		

- NFS 200238 Pp(c)
  - MCU 140048 Pp(c)
    - MCU 100109 Pp(c)
    - MCU 110151 PP(c) — OUD/KALW. 10/7, GEM. SI/KALW. 114/7
  - NFS 180017 — OUD/KALW. 6/1, GEM. SI/KALW. 104/1, TKP -
    - NFS 140154 HH(c)
    - ZVJ 120068 — OUD/KALW. 9/6, GEM. SI/KALW. 105/6
- EHE 200201 — OUD/KALW. 4/2, GEM. SI/KALW. 99/2, TKP 372
  - EHE 160585 PP(c)
    - JMP 040248
    - JPL 130018 P — OUD/KALW. 8/5, GEM. SI/KALW. 101/5
  - VV 140187 P — OUD/KALW. 9/7, GEM. SI/KALW. 115/6, TKP 385
    - VV 110238
    - VV 100056 — OUD/KALW. 12/9, GEM. SI/KALW. 107/10

Geboortegemak Waarde	Speenkalf Waarde	Vrugbaarheids-waarde	Onderhouds-waarde	Koeiwaarde	Groei-waarde	Karkas-waarde
91	112	107	109	112	116	125

Kalf en Moeder			Vrugbaarheid				Na-Speen Groei			Raam			Karkas		
Geb. Dir.	Spn. Dir.	Spn. Mat.	Skr. Omtr.	Vers Vrugb.	Koei Vrugb.	Lankl.	Na-Speen	GDT	VOV	Volw. Gewig	Hoogte	Lengte	OSO	Vet	Mar
87	107	107	103	101	105	114	106	122	112	89	107	116	86	141	132

Spn. Indeks	365D Indeks	540D Indeks	GDT Indeks	VOV Indeks	Skrotum	LH
97	-	-	120	-	342	1.15

Miostatien	
Q204X	0
NT821	0
F94L	0

OPMERKINGS:

LOGIX EBV Analise: 2026-07-17

BULLS

LOT 7

JG VILJOEN & SEUNS

EHE GELIBAR BONSMARA

EHE 210071 PP(c)
2021-04-13
SP

Parentage	Sire	Dam
DNA		
Genomic	✔	✔

- **GA 160341 Pp(c)**
  - **PAD 090053**
    - **EI 040038**
    - **AG 920076** AGE/CALV. 21/18 AVG. WI/CALV. 103/18
  - **CRV 090134 P** AGE/CALV. 14/9 AVG. WI/CALV. 106/9 ICP 426
    - **AEK 040051**
    - **EI 050072** AGE/CALV. 10/7 AVG. WI/CALV. 104/7
- **EHE 150106 PP(c)** AGE/CALV. 10/8 AVG. WI/CALV. 94/8 ICP 376
  - **JPL 090063 P**
    - **JPL 060105 P**
    - **JPL 010090 P** AGE/CALV. 13/11 AVG. WI/CALV. 104/11
  - **JPL 110051 PP(c)** AGE/CALV. 14/13 AVG. WI/CALV. 100/11 ICP 385
    - **JPL 060105 P**
    - **JPL 020069 P** AGE/CALV. 13/11 AVG. WI/CALV. 104/9

Calving Ease Value	Weaner Calf Value	Fertility Value	Maintenance Value	Cow Value	Growth Value	Carcass Value
79	89	109	86	87	101	108

Calf and Mother			Fertility				Post-Wean Growth			Frame			Carcass		
Birth Dir.	Wean Dir.	Wean Mat.	Scr. Circ.	Heifer Fert.	Cow Fert.	Longev.	Post Wean	ADG	FCR	Mature Weight	Height	Length	EMA	Fat	Mar
77	113	71	126	93	113	109	109	97	89	117	95	102	118	94	77

Wean Index	365D Index	540D Index	ADG Index	FCR Index	Scrotum	LH
103	-	-	97	92	410	1.25

Myostatin	
Q204X	0
NT821	0
F94L	0

REMARKS: Kuddevaar

LOGIX EBV Analysis: 2026-07-17

LOT 8

JG VILJOEN & SEUNS

EHE GELIBAR BONSMARA

EHE 230208 Pp(c)
2023-05-24
SP

Parentage	Sire	Dam
DNA		
Genomic	✔	

- **AG 170393 Pp(c)**
  - **AG 130115 PP(c)**
    - **MCU 070007 P**
    - **MCU 100005 P** AGE/CALV. 10/7 AVG. WI/CALV. 103/7
  - **AG 150518** AGE/CALV. 10/8 AVG. WI/CALV. 98/8 ICP 389
    - **HART090122 HH(c)**
    - **AG 050518** AGE/CALV. 14/12 AVG. WI/CALV. 104/12
- **EHE 190343 Pp(c)** AGE/CALV. 6/5 AVG. WI/CALV. 103/4 ICP 363
  - **WAT 130339 HH(c)**
    - **WAT 080173**
    - **WAT 020277** AGE/CALV. 13/11 AVG. WI/CALV. 109/9
  - **EHE 100002** AGE/CALV. 13/9 AVG. WI/CALV. 92/8 ICP 374

Calving Ease Value	Weaner Calf Value	Fertility Value	Maintenance Value	Cow Value	Growth Value	Carcass Value
125	122	117	90	133	133	132

Calf and Mother			Fertility				Post-Wean Growth			Frame			Carcass		
Birth Dir.	Wean Dir.	Wean Mat.	Scr. Circ.	Heifer Fert.	Cow Fert.	Longev.	Post Wean	ADG	FCR	Mature Weight	Height	Length	EMA	Fat	Mar
122	113	102	101	124	98	120	119	135	127	109	116	126	92	125	96

Wean Index	365D Index	540D Index	ADG Index	FCR Index	Scrotum	LH
112	-	-	119	110	307	1.25

Myostatin	
Q204X	0
NT821	0
F94L	0

REMARKS:

LOGIX EBV Analysis: 2026-07-17

LOT 9

JG VILJOEN & SEUNS

EHE GELIBAR BONSMARA

EHE 230392 HH(c)
2023-10-21
SP

Parentage	Sire	Dam
DNA		
Genomic	✔	

- **NFS 200238 Pp(c)**
  - **MCU 140048 Pp(c)**
    - **MCU 100109 Pp(c)**
    - **MCU 110151 PP(c)** AGE/CALV. 10/7 AVG. WI/CALV. 114/7
  - **NFS 180017** AGE/CALV. 6/1 AVG. WI/CALV. 104/1 ICP -
    - **NFS 140154 HH(c)**
    - **ZVJ 120068** AGE/CALV. 9/6 AVG. WI/CALV. 105/6
- **EHE 200197** AGE/CALV. 6/4 AVG. WI/CALV. 102/3 ICP 392
  - **BG 160166 Pp(c)**
    - **BG 110058**
    - **CAB 040029** AGE/CALV. 13/10 AVG. WI/CALV. 103/10
  - **EHE 140185** AGE/CALV. 9/7 AVG. WI/CALV. 92/7 ICP 380

Calving Ease Value	Weaner Calf Value	Fertility Value	Maintenance Value	Cow Value	Growth Value	Carcass Value
110	100	96	96	99	90	91

Calf and Mother			Fertility				Post-Wean Growth			Frame			Carcass		
Birth Dir.	Wean Dir.	Wean Mat.	Scr. Circ.	Heifer Fert.	Cow Fert.	Longev.	Post Wean	ADG	FCR	Mature Weight	Height	Length	EMA	Fat	Mar
108	106	84	123	76	106	110	91	98	118	104	86	90	81	109	109

Wean Index	365D Index	540D Index	ADG Index	FCR Index	Scrotum	LH
107	-	-	90	105	325	1.20

Myostatin	
Q204X	0
NT821	0
F94L	0

REMARKS:

LOGIX EBV Analysis: 2026-07-17

BULLE

LOT 10

JG VILJOEN & SEUNS

EHE GELIBAR BONSMARA

EHE 230437 Pp(c)
2023-11-07
SP

Ouerskap	Vaar	Moer
DNS	✔	
Genomies	✔	✔

- **NFS 200238 Pp(c)**
  - **MCU 140048 Pp(c)**
    - **MCU 100109 Pp(c)**
    - **MCU 110151 PP(c)** — OUD/KALW. 10/7, GEM. SI/KALW. 114/7
  - **NFS 180017** — OUD/KALW. 6/1, GEM. SI/KALW. 104/1, TKP -
    - **NFS 140154 HH(c)**
    - **ZVJ 120068** — OUD/KALW. 9/6, GEM. SI/KALW. 105/6
- **EHE 200043 PP(c)** — OUD/KALW. 6/4, GEM. SI/KALW. 111/4, TKP 372
  - **EHE 160585 PP(c)**
    - **JMP 040248**
    - **JPL 130018 P** — OUD/KALW. 8/5, GEM. SI/KALW. 101/5
  - **EHE 170115 PP(c)** — OUD/KALW. 9/6, GEM. SI/KALW. 103/6, TKP 368
    - **EHE 140026 Pp(c)**
    - **EHE 140007** — OUD/KALW. 9/7, GEM. SI/KALW. 104/7

Geboortegemak Waarde	Speenkalf Waarde	Vrugbaarheids-waarde	Onderhouds-waarde	Koeiwaarde	Groei-waarde	Karkas-waarde
88	133	109	94	132	105	125

Kalf en Moeder			Vrugbaarheid				Na-Speen Groei			Raam			Karkas		
Geb. Dir.	Spn. Dir.	Spn. Mat.	Skr. Omtr.	Vers Vrugb.	Koei Vrugb.	Lankl.	Na-Speen	GDT	VOV	Volw. Gewig	Hoogte	Lengte	OSO	Vet	Mar
87	120	128	111	106	97	122	111	109	114	103	111	119	106	138	95

Spn. Indeks	365D Indeks	540D Indeks	GDT Indeks	VOV Indeks	Skrotum	LH
118	-	-	104	109	315	1.20

Miostatien	
Q204X	0
NT821	0
F94L	0

OPMERKINGS:

LOGIX EBV Analise: 2026-07-17

LOT 11

JG VILJOEN & SEUNS

EHE GELIBAR BONSMARA

EHE 230512 PP(c)
2023-05-28
B

Ouerskap	Vaar	Moer
DNS		
Genomies		

- **MCU 180302 Pp(c)**
  - **MCU 130071 PP(c)**
    - **MCU 100109 Pp(c)**
    - **MCU 110031 Pp(c)** — OUD/KALW. 11/8, GEM. SI/KALW. 105/8
  - **MCU 130103 Pp(c)** — OUD/KALW. 10/7, GEM. SI/KALW. 106/7, TKP 405
    - **MCU 100095**
    - **MCU 090072 Pp(c)** — OUD/KALW. 10/9, GEM. SI/KALW. 99/9
- **EHE 110008** — OUD/KALW. 13/9, GEM. SI/KALW. 95/9, TKP 368

Geboortegemak Waarde	Speenkalf Waarde	Vrugbaarheids-waarde	Onderhouds-waarde	Koeiwaarde	Groei-waarde	Karkas-waarde
106	96	112	93	106	106	113

Kalf en Moeder			Vrugbaarheid				Na-Speen Groei			Raam			Karkas		
Geb. Dir.	Spn. Dir.	Spn. Mat.	Skr. Omtr.	Vers Vrugb.	Koei Vrugb.	Lankl.	Na-Speen	GDT	VOV	Volw. Gewig	Hoogte	Lengte	OSO	Vet	Mar
105	95	109	84	113	111	96	103	105	94	106	117	115	92	128	100

Spn. Indeks	365D Indeks	540D Indeks	GDT Indeks	VOV Indeks	Skrotum	LH
95	-	-	102	-	356	1.25

Miostatien	
Q204X	0
NT821	0
F94L	0

OPMERKINGS:

LOGIX EBV Analise: 2026-07-17

LOT 12

JG VILJOEN & SEUNS

EHE GELIBAR BONSMARA

EHE 230305 Pp(c)
2023-07-31
SP

Ouerskap	Vaar	Moer
DNS		
Genomies	✔	

- **EHE 190180 PP(c)**
  - **GA 160341 Pp(c)**
    - **PAD 090053**
    - **CRV 090134 P** — OUD/KALW. 14/9, GEM. SI/KALW. 106/9
  - **EHE 150001** — OUD/KALW. 9/8, GEM. SI/KALW. 92/6, TKP 354
    - **JPL 090085 P**
    - **EHE 050049** — OUD/KALW. 14/5, GEM. SI/KALW. 102/5
- **MRW 150169** — OUD/KALW. 8/6, GEM. SI/KALW. 98/6, TKP 372
  - **MRW 090225**
    - **JMP 050077**
    - **MRW 030003** — OUD/KALW. 15/10, GEM. SI/KALW. 104/8
  - **MRW 090191** — OUD/KALW. 13/10, GEM. SI/KALW. 101/11, TKP 397
    - **GBS 030098**
    - **MRW 020017** — OUD/KALW. 13/11, GEM. SI/KALW. 112/9

Geboortegemak Waarde	Speenkalf Waarde	Vrugbaarheids-waarde	Onderhouds-waarde	Koeiwaarde	Groei-waarde	Karkas-waarde
117	85	108	124	96	82	86

Kalf en Moeder			Vrugbaarheid				Na-Speen Groei			Raam			Karkas		
Geb. Dir.	Spn. Dir.	Spn. Mat.	Skr. Omtr.	Vers Vrugb.	Koei Vrugb.	Lankl.	Na-Speen	GDT	VOV	Volw. Gewig	Hoogte	Lengte	OSO	Vet	Mar
116	81	93	83	109	111	97	85	82	63	80	69	74	69	106	100

Spn. Indeks	365D Indeks	540D Indeks	GDT Indeks	VOV Indeks	Skrotum	LH
95	-	-	97	97	314	1.27

Miostatien	
Q204X	0
NT821	0
F94L	0

OPMERKINGS:

LOGIX EBV Analise: 2026-07-17

BULLS

LOT 13

JG VILJOEN & SEUNS

GELIBAR BONSMARA

NFS 200238 Pp(c)
2020-06-03
SP

Parentage	Sire	Dam
DNA	✔	✔
Genomic	✔	

MCU 140048 Pp(c)
- **MCU 100109 Pp(c)**
  - **JJ 040115**
  - **MCU 050086 Pp(c)** AGE/CALV. 12/10 AVG. WI/CALV. 102/10
- **MCU 110151 PP(c)** AGE/CALV. 10/7 AVG. WI/CALV. 114/7 ICP 435
  - **MCU 070007 P**
  - **MCU 090036 Pp(c)** AGE/CALV. 10/7 AVG. WI/CALV. 94/7

NFS 180017 AGE/CALV. 6/1 AVG. WI/CALV. 104/1 ICP -
- **NFS 140154 HH(c)**
  - **NFS 110101 HH(c)**
  - **NFS 100204** AGE/CALV. 13/11 AVG. WI/CALV. 96/11
- **ZVJ 120068** AGE/CALV. 9/6 AVG. WI/CALV. 105/6 ICP 409
  - **ZVJ 090005**
  - **ZVJ 090082** AGE/CALV. 8/6 AVG. WI/CALV. 104/6

Calving Ease Value	Weaner Calf Value	Fertility Value	Maintenance Value	Cow Value	Growth Value	Carcass Value
92	119	107	119	120	110	113

Calf and Mother			Fertility				Post-Wean Growth			Frame			Carcass		
Birth Dir.	Wean Dir.	Wean Mat.	Scr. Circ.	Heifer Fert.	Cow Fert.	Longev.	Post Wean	ADG	FCR	Mature Weight	Height	Length	EMA	Fat	Mar
89	104	121	113	93	111	109	95	118	114	83	91	110	85	136	107

Wean Index	365D Index	540D Index	ADG Index	FCR Index	Scrotum	LH
104	-	-	93	100	339	1.21

Myostatin	
Q204X	0
NT821	0
F94L	0

REMARKS: Kuddevaar, 9 seuns op veiling

LOGIX EBV Analysis: 2026-07-17

LOT 14

JG VILJOEN & SEUNS

GELIBAR BONSMARA

EHE 230177 Pp(c)
2023-05-17
SP

Parentage	Sire	Dam
DNA		
Genomic	✔	

NFS 200238 Pp(c)
- **MCU 140048 Pp(c)**
  - **MCU 100109 Pp(c)**
  - **MCU 110151 PP(c)** AGE/CALV. 10/7 AVG. WI/CALV. 114/7
- **NFS 180017** AGE/CALV. 6/1 AVG. WI/CALV. 104/1 ICP -
  - **NFS 140154 HH(c)**
  - **ZVJ 120068** AGE/CALV. 9/6 AVG. WI/CALV. 105/6

EHE 200339 AGE/CALV. 3/1 AVG. WI/CALV. 101/1 ICP -
- **WAT 170480 HH(c)**
  - **WAT 140536**
  - **WAT 140083** AGE/CALV. 11/9 AVG. WI/CALV. 111/7
- **EHE 100025** AGE/CALV. 11/6 AVG. WI/CALV. 95/6 ICP 381

Calving Ease Value	Weaner Calf Value	Fertility Value	Maintenance Value	Cow Value	Growth Value	Carcass Value
94	114	116	104	118	110	109

Calf and Mother			Fertility				Post-Wean Growth			Frame			Carcass		
Birth Dir.	Wean Dir.	Wean Mat.	Scr. Circ.	Heifer Fert.	Cow Fert.	Longev.	Post Wean	ADG	FCR	Mature Weight	Height	Length	EMA	Fat	Mar
97	117	90	115	93	115	123	106	121	101	95	87	102	129	133	106

Wean Index	365D Index	540D Index	ADG Index	FCR Index	Scrotum	LH
101	-	-	96	92	357	1.24

Myostatin	
Q204X	0
NT821	0
F94L	0

REMARKS:

LOGIX EBV Analysis: 2026-07-17

LOT 15

JG VILJOEN & SEUNS

GELIBAR BONSMARA

EHE 240048 Pp(c)
2024-02-04
SP

Parentage	Sire	Dam
DNA		
Genomic	✔	✔

NFS 200238 Pp(c)
- **MCU 140048 Pp(c)**
  - **MCU 100109 Pp(c)**
  - **MCU 110151 PP(c)** AGE/CALV. 10/7 AVG. WI/CALV. 114/7
- **NFS 180017** AGE/CALV. 6/1 AVG. WI/CALV. 104/1 ICP -
  - **NFS 140154 HH(c)**
  - **ZVJ 120068** AGE/CALV. 9/6 AVG. WI/CALV. 105/6

EHE 200152 Pp(c) AGE/CALV. 5/3 AVG. WI/CALV. 106/2 ICP 485
- **JPL 110011 PP(c)**
  - **GBS 050115 P**
  - **JPL 040008 P** AGE/CALV. 8/6 AVG. WI/CALV. 102/6
- **MCU 150015** AGE/CALV. 7/5 AVG. WI/CALV. 83/5 ICP 359
  - **MCU 100109 Pp(c)**
  - **MCU 040092 P** AGE/CALV. 12/10 AVG. WI/CALV. 96/10

Calving Ease Value	Weaner Calf Value	Fertility Value	Maintenance Value	Cow Value	Growth Value	Carcass Value
92	118	111	97	119	101	103

Calf and Mother			Fertility				Post-Wean Growth			Frame			Carcass		
Birth Dir.	Wean Dir.	Wean Mat.	Scr. Circ.	Heifer Fert.	Cow Fert.	Longev.	Post Wean	ADG	FCR	Mature Weight	Height	Length	EMA	Fat	Mar
89	113	111	125	97	121	101	107	112	125	101	102	111	86	104	85

Wean Index	365D Index	540D Index	ADG Index	FCR Index	Scrotum	LH
97	-	-	104	-	378	1.26

Myostatin	
Q204X	0
NT821	0
F94L	0

REMARKS:

LOGIX EBV Analysis: 2026-07-17

© Compiled by the South African Stud Book and Livestock Improvement Association
All Pedigree- and Performance Data has been certified as correct

BULLE

LOT 16

JG VILJOEN & SEUNS

EHE 230186 Pp(c)
2023-05-19
SP

Ouerskap	Vaar	Moer
DNS		
Genomies		

NFS 200238 Pp(c)
- MCU 140048 Pp(c)
  - MCU 100109 Pp(c)
  - MCU 110151 PP(c) — OUD/KALW. 10/7, GEM. SI/KALW. 114/7
- NFS 180017 — OUD/KALW. 6/1, GEM. SI/KALW. 104/1, TKP -
  - NFS 140154 HH(c)
  - ZVJ 120068 — OUD/KALW. 9/6, GEM. SI/KALW. 105/6

EHE 200342 — OUD/KALW. 4/2, GEM. SI/KALW. 106/2, TKP 453
- WAT 170480 HH(c)
  - WAT 140536
  - WAT 140083 — OUD/KALW. 11/9, GEM. SI/KALW. 111/7
- EHE 090010 — OUD/KALW. 12/8, GEM. SI/KALW. 103/7, TKP 351

Geboortegemak Waarde	Speenkalf Waarde	Vrugbaarheids-waarde	Onderhouds-waarde	Koeiwaarde	Groei-waarde	Karkas-waarde
107	111	94	96	108	111	118

Kalf en Moeder			Vrugbaarheid				Na-Speen Groei			Raam			Karkas		
Geb. Dir.	Spn. Dir.	Spn. Mat.	Skr. Omtr.	Vers Vrugb.	Koei Vrugb.	Lankl.	Na-Speen	GDT	VOV	Volw. Gewig	Hoogte	Lengte	OSO	Vet	Mar
104	106	106	98	84	100	103	102	117	107	102	96	113	113	100	134

Spn. Indeks	365D Indeks	540D Indeks	GDT Indeks	VOV Indeks	Skrotum	LH
112	-	-	98	-	359	1.27

Miostatien	
Q204X	0
NT821	0
F94L	0

OPMERKINGS:

LOGIX EBV Analise: 2026-07-17

LOT 17

JG VILJOEN & SEUNS

AJF 210392 Pp(c)
2021-08-24
SP

Ouerskap	Vaar	Moer
DNS		
Genomies ✔		

MCU 160213 PP(c)
- MCU 130126 PP(c)
  - MCU 090078 P
  - MCU 100006 PP(c) — OUD/KALW. 9/6, GEM. SI/KALW. 91/6
- MCU 130156 Pp(c) — OUD/KALW. 10/7, GEM. SI/KALW. 104/7, TKP 389
  - MCU 100038
  - MCU 050077 PP(c) — OUD/KALW. 13/11, GEM. SI/KALW. 101/10

AJF 180188 — OUD/KALW. 8/6, GEM. SI/KALW. 106/6, TKP 371
- VV 140397
  - VV 110274
  - VV 120150 — OUD/KALW. 11/8, GEM. SI/KALW. 104/10
- AJF 110376 — OUD/KALW. 13/10, GEM. SI/KALW. 95/9, TKP 392
  - AJF 060178
  - AJF 010400 — OUD/KALW. 13/5, GEM. SI/KALW. 105/5

Geboortegemak Waarde	Speenkalf Waarde	Vrugbaarheids-waarde	Onderhouds-waarde	Koeiwaarde	Groei-waarde	Karkas-waarde
81	89	103	89	86	126	121

Kalf en Moeder			Vrugbaarheid				Na-Speen Groei			Raam			Karkas		
Geb. Dir.	Spn. Dir.	Spn. Mat.	Skr. Omtr.	Vers Vrugb.	Koei Vrugb.	Lankl.	Na-Speen	GDT	VOV	Volw. Gewig	Hoogte	Lengte	OSO	Vet	Mar
79	105	88	112	74	124	102	111	126	106	112	89	104	103	120	92

Spn. Indeks	365D Indeks	540D Indeks	GDT Indeks	VOV Indeks	Skrotum	LH
103	-	-	111	-	367	1.31

Miostatien	
Q204X	0
NT821	0
F94L	0

OPMERKINGS: Kuddevaar

LOGIX EBV Analise: 2026-07-17

LOT 18

JG VILJOEN & SEUNS

EHE 230136 Pp(c)
2023-05-07
SP

Ouerskap	Vaar	Moer
DNS		
Genomies ✔		

VV 170145 Pp(c)
- VV 120286 HH(c)
  - VV 090089
  - VV 080077 — OUD/KALW. 13/10, GEM. SI/KALW. 108/10
- VV 140187 P — OUD/KALW. 9/7, GEM. SI/KALW. 115/6, TKP 385
  - VV 110238
  - VV 100056 — OUD/KALW. 12/9, GEM. SI/KALW. 107/10

EHE 160131 P — OUD/KALW. 9/7, GEM. SI/KALW. 94/7, TKP 363
- WAT 130091
  - WAT 110154
  - WAT 110030 — OUD/KALW. 12/8, GEM. SI/KALW. 104/8
- EHE 050015 — OUD/KALW. 14/5, GEM. SI/KALW. 89/5, TKP 377

Geboortegemak Waarde	Speenkalf Waarde	Vrugbaarheids-waarde	Onderhouds-waarde	Koeiwaarde	Groei-waarde	Karkas-waarde
93	118	106	73	110	132	142

Kalf en Moeder			Vrugbaarheid				Na-Speen Groei			Raam			Karkas		
Geb. Dir.	Spn. Dir.	Spn. Mat.	Skr. Omtr.	Vers Vrugb.	Koei Vrugb.	Lankl.	Na-Speen	GDT	VOV	Volw. Gewig	Hoogte	Lengte	OSO	Vet	Mar
91	123	92	146	88	108	115	127	144	126	134	121	131	130	144	70

Spn. Indeks	365D Indeks	540D Indeks	GDT Indeks	VOV Indeks	Skrotum	LH
105	-	-	112	99	368	1.27

Miostatien	
Q204X	0
NT821	0
F94L	0

OPMERKINGS:

LOGIX EBV Analise: 2026-07-17

© Compiled by the South African Stud Book and Livestock Improvement Association
All Pedigree- and Performance Data has been certified as correct

BULLS

LOT 19

WALES H DE LA V

MMR 220004 HH(c)
2022-08-04
SP

Parentage	Sire	Dam
DNA		
Genomic ✔		

- MMR 170098 HH(c)
  - AJF 090004
    - AG 050439
    - AJF 060121 (AGE/CALV. 7/5, AVG. WI/CALV. 94/5)
  - MMR 070009 (AGE/CALV. 12/9, AVG. WI/CALV. 109/9, ICP 371)
    - DV 020091
    - MMR 040203 (AGE/CALV. 5/1, AVG. WI/CALV. 124/1)
- MMR 190065 (AGE/CALV. 6/3, AVG. WI/CALV. 105/3, ICP 561)
  - AJF 110189 HH(c)
    - AG 040061
    - AJF 030062 (AGE/CALV. 12/11, AVG. WI/CALV. 106/11)
  - MMR 130070 (AGE/CALV. 12/9, AVG. WI/CALV. 101/8, ICP 415)
    - GBS 060139
    - MMR 030108 (AGE/CALV. 15/12, AVG. WI/CALV. 101/12)

Calving Ease Value	Weaner Calf Value	Fertility Value	Maintenance Value	Cow Value	Growth Value	Carcass Value
113	91	88	107	89	93	91

Calf and Mother			Fertility				Post-Wean Growth			Frame			Carcass		
Birth Dir.	Wean Dir.	Wean Mat.	Scr. Circ.	Heifer Fert.	Cow Fert.	Longev.	Post Wean	ADG	FCR	Mature Weight	Height	Length	EMA	Fat	Mar
115	96	84	94	88	98	92	94	88	85	93	81	87	116	101	79

Wean Index	365D Index	540D Index	ADG Index	FCR Index	Scrotum	LH
109	-	-	98	-	310	1.18

Myostatin	
Q204X	0
NT821	0
F94L	0

REMARKS:

LOGIX EBV Analysis: 2026-07-17

LOT 20

WALES H DE LA V

MMR 230049 HH(c)
2023-08-29
SP

Parentage	Sire	Dam
DNA		
Genomic ✔		

- AJF 170480 HH(c)
  - AJF 110168
    - CEF 030401
    - AJF 040121 (AGE/CALV. 11/9, AVG. WI/CALV. 107/9)
  - AJF 130455 (AGE/CALV. 11/9, AVG. WI/CALV. 98/8, ICP 387)
    - LAR 090223
    - AJF 060131 (AGE/CALV. 7/6, AVG. WI/CALV. 98/5)
- MMR 150086 (AGE/CALV. 10/7, AVG. WI/CALV. 102/7, ICP 434)
  - AJF 090004
    - AG 050439
    - AJF 060121 (AGE/CALV. 7/5, AVG. WI/CALV. 94/5)
  - MMR 090079 (AGE/CALV. 8/6, AVG. WI/CALV. 100/6, ICP 372)
    - DV 020091
    - MMR 000063 (AGE/CALV. 16/13, AVG. WI/CALV. 100/13)

Calving Ease Value	Weaner Calf Value	Fertility Value	Maintenance Value	Cow Value	Growth Value	Carcass Value
90	110	83	80	93	120	116

Calf and Mother			Fertility				Post-Wean Growth			Frame			Carcass		
Birth Dir.	Wean Dir.	Wean Mat.	Scr. Circ.	Heifer Fert.	Cow Fert.	Longev.	Post Wean	ADG	FCR	Mature Weight	Height	Length	EMA	Fat	Mar
86	117	93	86	82	98	89	113	104	104	123	105	104	124	94	92

Wean Index	365D Index	540D Index	ADG Index	FCR Index	Scrotum	LH
103	-	-	113	-	318	1.23

Myostatin	
Q204X	0
NT821	0
F94L	0

REMARKS:

LOGIX EBV Analysis: 2026-07-17

LOT 21

JG VILJOEN & SEUNS

EHE 230167 Pp(c)
2023-05-15
SP

Parentage	Sire	Dam
DNA		
Genomic		

- NFS 200238 Pp(c)
  - MCU 140048 Pp(c)
    - MCU 100109 Pp(c)
    - MCU 110151 PP(c) (AGE/CALV. 10/7, AVG. WI/CALV. 114/7)
  - NFS 180017 (AGE/CALV. 6/1, AVG. WI/CALV. 104/1, ICP -)
    - NFS 140154 HH(c)
    - ZVJ 120068 (AGE/CALV. 9/6, AVG. WI/CALV. 105/6)
- EHE 200256 PP(c) (AGE/CALV. 5/3, AVG. WI/CALV. 110/3, ICP 403)
  - EHE 170031 Pp(c)
    - WAT 130339 HH(c)
    - MCU 040064 P (AGE/CALV. 19/15, AVG. WI/CALV. 104/16)
  - EHE 180094 Pp(c) (AGE/CALV. 8/6, AVG. WI/CALV. 101/5, ICP 410)
    - JG 120366 Pp(c)
    - VV 110227 P (AGE/CALV. 10/7, AVG. WI/CALV. 100/6)

Calving Ease Value	Weaner Calf Value	Fertility Value	Maintenance Value	Cow Value	Growth Value	Carcass Value
94	120	110	109	123	100	118

Calf and Mother			Fertility				Post-Wean Growth			Frame			Carcass		
Birth Dir.	Wean Dir.	Wean Mat.	Scr. Circ.	Heifer Fert.	Cow Fert.	Longev.	Post Wean	ADG	FCR	Mature Weight	Height	Length	EMA	Fat	Mar
96	107	124	109	99	112	109	102	107	104	89	102	113	85	137	86

Wean Index	365D Index	540D Index	ADG Index	FCR Index	Scrotum	LH
109	-	-	92	-	381	1.23

Myostatin	
Q204X	0
NT821	0
F94L	0

REMARKS:

LOGIX EBV Analysis: 2026-07-17

© Compiled by the South African Stud Book and Livestock Improvement Association
All Pedigree- and Performance Data has been certified as correct

BULLE

LOT 22

JG VILJOEN & SEUNS

EHE 230212 Pp(c)
2023-05-27
SP

Ouerskap	Vaar	Moer
DNS		
Genomies		

LAR 180053 HH(c)
- LAR 140446
  - LAR 120026 HH(c)
  - LAR 950050 — OUD/KALW. 20/15, GEM. SI/KALW. 111/14
- LAR 150277 — OUD/KALW. 10/6, GEM. SI/KALW. 105/6, TKP 540
  - LAR 110071
  - LAR 080168 — OUD/KALW. 17/12, GEM. SI/KALW. 103/11

EHE 160066 P — OUD/KALW. 7/5, GEM. SI/KALW. 99/5, TKP 400
- JPL 110011 PP(c)
  - GBS 050115 P
  - JPL 040008 P — OUD/KALW. 8/6, GEM. SI/KALW. 102/6
- EHE 130014 — OUD/KALW. 9/6, GEM. SI/KALW. 91/6, TKP 388

Geboortegemak Waarde	Speenkalf Waarde	Vrugbaarheids-waarde	Onderhouds-waarde	Koeiwaarde	Groei-waarde	Karkas-waarde
89	98	81	92	83	100	96

Kalf en Moeder			Vrugbaarheid				Na-Speen Groei			Raam			Karkas		
Geb. Dir.	Spn. Dir.	Spn. Mat.	Skr. Omtr.	Vers Vrugb.	Koei Vrugb.	Lankl.	Na-Speen	GDT	VOV	Volw. Gewig	Hoogte	Lengte	OSO	Vet	Mar
87	112	79	96	68	93	106	106	102	116	108	95	103	118	92	114

Spn. Indeks	365D Indeks	540D Indeks	GDT Indeks	VOV Indeks	Skrotum	LH
100	-	-	92	-	356	1.24

Miostatien	
Q204X	0
NT821	0
F94L	0

OPMERKINGS:

LOGIX EBV Analise: 2026-07-17

LOT 23

JG VILJOEN & SEUNS

EHE 230260
2023-06-30
SP

Ouerskap	Vaar	Moer
DNS		
Genomies		

AG 170393 Pp(c)
- AG 130115 PP(c)
  - MCU 070007 P
  - MCU 100005 P — OUD/KALW. 10/7, GEM. SI/KALW. 103/7
- AG 150518 — OUD/KALW. 10/8, GEM. SI/KALW. 98/8, TKP 389
  - HART090122 HH(c)
  - AG 050518 — OUD/KALW. 14/12, GEM. SI/KALW. 104/12

EHE 190302 Pp(c) — OUD/KALW. 5/3, GEM. SI/KALW. 111/3, TKP 410
- EHE 170190 HH(c)
  - VV 120286 HH(c)
  - VV 100063 — OUD/KALW. 12/10, GEM. SI/KALW. 101/9
- EHE 170094 PP(c) — OUD/KALW. 9/7, GEM. SI/KALW. 103/7, TKP 364
  - MCU 140060 Pp(c)
  - EHE 140194 — OUD/KALW. 5/2, GEM. SI/KALW. 115/2

Geboortegemak Waarde	Speenkalf Waarde	Vrugbaarheids-waarde	Onderhouds-waarde	Koeiwaarde	Groei-waarde	Karkas-waarde
125	127	118	121	138	119	123

Kalf en Moeder			Vrugbaarheid				Na-Speen Groei			Raam			Karkas		
Geb. Dir.	Spn. Dir.	Spn. Mat.	Skr. Omtr.	Vers Vrugb.	Koei Vrugb.	Lankl.	Na-Speen	GDT	VOV	Volw. Gewig	Hoogte	Lengte	OSO	Vet	Mar
120	107	104	97	120	106	111	108	121	118	83	103	116	120	133	129

Spn. Indeks	365D Indeks	540D Indeks	GDT Indeks	VOV Indeks	Skrotum	LH
106	-	-	102	-	353	1.23

Miostatien	
Q204X	0
NT821	0
F94L	0

OPMERKINGS:

LOGIX EBV Analise: 2026-07-17

LOT 24

JG VILJOEN & SEUNS

EHE 230271 PP(c)
2023-07-09
SP

Ouerskap	Vaar	Moer
DNS		
Genomies		

VV 170145 Pp(c)
- VV 120286 HH(c)
  - VV 090089
  - VV 080077 — OUD/KALW. 13/10, GEM. SI/KALW. 108/10
- VV 140187 P — OUD/KALW. 9/7, GEM. SI/KALW. 115/6, TKP 385
  - VV 110238
  - VV 100056 — OUD/KALW. 12/9, GEM. SI/KALW. 107/10

EHE 170154 — OUD/KALW. 8/6, GEM. SI/KALW. 97/6, TKP 395
- EHE 140123 Pp(c)
  - JJ 050138
  - JPL 050096 P — OUD/KALW. 15/13, GEM. SI/KALW. 100/13
- EHE 150022 — OUD/KALW. 6/3, GEM. SI/KALW. 99/2, TKP 421
  - WSS 120175 P
  - EHE 120016 — OUD/KALW. 6/4, GEM. SI/KALW. 101/4

Geboortegemak Waarde	Speenkalf Waarde	Vrugbaarheids-waarde	Onderhouds-waarde	Koeiwaarde	Groei-waarde	Karkas-waarde
79	118	94	81	101	115	130

Kalf en Moeder			Vrugbaarheid				Na-Speen Groei			Raam			Karkas		
Geb. Dir.	Spn. Dir.	Spn. Mat.	Skr. Omtr.	Vers Vrugb.	Koei Vrugb.	Lankl.	Na-Speen	GDT	VOV	Volw. Gewig	Hoogte	Lengte	OSO	Vet	Mar
72	131	81	101	90	97	102	128	120	111	123	132	127	129	144	90

Spn. Indeks	365D Indeks	540D Indeks	GDT Indeks	VOV Indeks	Skrotum	LH
101	-	-	97	91	322	1.17

Miostatien	
Q204X	0
NT821	0
F94L	0

OPMERKINGS:

LOGIX EBV Analise: 2026-07-17

© Compiled by the South African Stud Book and Livestock Improvement Association
All Pedigree- and Performance Data has been certified as correct

BULLS

LOT 25

JG VILJOEN & SEUNS

EHE 230245 HH(c)
2023-06-16
SP

Parentage	Sire	Dam
DNA		
Genomic ✔		

LAR 190041 HH(c)
EHE 180308 HH(c)
AGE/CALV. 7/5
AVG. WI/CALV. 105/5
ICP 365

CEF 130317 HH(c)
LAR 160112
AGE/CALV. 5/2
AVG. WI/CALV. 104/2
ICP 432
EHE 160056 HH(c)
EHE 150085 Pp(c)
AGE/CALV. 10/8
AVG. WI/CALV. 106/8
ICP 364

CEF 110301 HH(c)
CEF 100161
AGE/CALV. 13/9
AVG. WI/CALV. 103/7
WAT 110394
LAR 130198
AGE/CALV. 4/2
AVG. WI/CALV. 98/2
FCT 110002
WAT 080145 HH(c)
AGE/CALV. 17/15
AVG. WI/CALV. 103/14
JMP 090143
EHE 110054
AGE/CALV. 12/9
AVG. WI/CALV. 105/9

Calving Ease Value	Weaner Calf Value	Fertility Value	Maintenance Value	Cow Value	Growth Value	Carcass Value
102	137	102	100	134	120	117

Calf and Mother			Fertility				Post-Wean Growth			Frame			Carcass		
Birth Dir.	Wean Dir.	Wean Mat.	Scr. Circ.	Heifer Fert.	Cow Fert.	Longev.	Post Wean	ADG	FCR	Mature Weight	Height	Length	EMA	Fat	Mar
99	119	125	108	96	93	123	113	129	108	97	103	118	130	92	77

Wean Index	365D Index	540D Index	ADG Index	FCR Index	Scrotum	LH
108	-	-	109	98	349	1.23

Myostatin	
Q204X	0
NT821	0
F94L	0

REMARKS:

LOGIX EBV Analysis: 2026-07-17

LOT 26

JG VILJOEN & SEUNS

EHE 230428 HH(c)
2023-11-01
SP

Parentage	Sire	Dam
DNA		
Genomic ✔		

HART180255 Pp(c)
VV 170089
AGE/CALV. 7/5
AVG. WI/CALV. 102/5
ICP 372

HDT 100005 Pp(c)
HART160011 HH(c)
AGE/CALV. 10/8
AVG. WI/CALV. 94/6
ICP 408
VV 140338
VV 070041
AGE/CALV. 16/13
AVG. WI/CALV. 97/13
ICP 394

HDT 060002 Pp(c)
HDT 050038 Pp(c)
AGE/CALV. 13/8
AVG. WI/CALV. 100/8
HART110166
HART100105
AGE/CALV. 11/10
AVG. WI/CALV. 104/10
VV 120139 HH(c)
VV 010207
AGE/CALV. 16/14
AVG. WI/CALV. 97/14
VV 040257
VV 940129
AGE/CALV. 15/12
AVG. WI/CALV. 102/12

Calving Ease Value	Weaner Calf Value	Fertility Value	Maintenance Value	Cow Value	Growth Value	Carcass Value
88	104	122	89	111	120	133

Calf and Mother			Fertility				Post-Wean Growth			Frame			Carcass		
Birth Dir.	Wean Dir.	Wean Mat.	Scr. Circ.	Heifer Fert.	Cow Fert.	Longev.	Post Wean	ADG	FCR	Mature Weight	Height	Length	EMA	Fat	Mar
86	114	92	134	113	118	108	121	112	110	112	108	123	145	141	78

Wean Index	365D Index	540D Index	ADG Index	FCR Index	Scrotum	LH
95	-	-	96	-	344	1.22

Myostatin	
Q204X	0
NT821	0
F94L	0

REMARKS:

LOGIX EBV Analysis: 2026-07-17

LOT 27

JG VILJOEN & SEUNS

EHE 230539 Pp(c)
2023-09-20
B

Parentage	Sire	Dam
DNA		
Genomic		

GZV 190429 Pp(c)
EHE 130002
AGE/CALV. 12/9
AVG. WI/CALV. 106/9
ICP 377

GZV 150014
JPL 090086 PH
AGE/CALV. 11/8
AVG. WI/CALV. 99/8
ICP 374

DAJ 120124
NPT 130057
AGE/CALV. 5/3
AVG. WI/CALV. 103/2
JPL 060055
JPL 070005 P
AGE/CALV. 13/11
AVG. WI/CALV. 102/10

Calving Ease Value	Weaner Calf Value	Fertility Value	Maintenance Value	Cow Value	Growth Value	Carcass Value
106	98	110	109	107	96	112

Calf and Mother			Fertility				Post-Wean Growth			Frame			Carcass		
Birth Dir.	Wean Dir.	Wean Mat.	Scr. Circ.	Heifer Fert.	Cow Fert.	Longev.	Post Wean	ADG	FCR	Mature Weight	Height	Length	EMA	Fat	Mar
106	92	109	98	102	111	107	93	94	83	89	95	97	86	142	92

Wean Index	365D Index	540D Index	ADG Index	FCR Index	Scrotum	LH
105	-	-	97	-	337	1.12

Myostatin	
Q204X	0
NT821	0
F94L	0

REMARKS:

LOGIX EBV Analysis: 2026-07-17

© Compiled by the South African Stud Book and Livestock Improvement Association
All Pedigree- and Performance Data has been certified as correct

BULLE

LOT 28 — *JG VILJOEN & SEUNS*

EHE 230240 HH(c)
2023-06-09
SP

Ouerskap	Vaar	Moer
DNS		
Genomies ✔		

- LAR 190041 HH(c)
  - CEF 130317 HH(c)
    - CEF 110301 HH(c)
    - CEF 100161 — OUD/KALW. 13/9, GEM. SI/KALW. 103/7
  - LAR 160112 — OUD/KALW. 5/2, GEM. SI/KALW. 104/2, TKP 432
    - WAT 110394
    - LAR 130198 — OUD/KALW. 4/2, GEM. SI/KALW. 98/2
- EHE 180312 — OUD/KALW. 6/4, GEM. SI/KALW. 107/4, TKP 388
  - NFS 130082
    - NFS 100152
    - NFS 060055 — OUD/KALW. 11/9, GEM. SI/KALW. 103/9
  - EHE 110046 — OUD/KALW. 8/5, GEM. SI/KALW. 101/5, TKP 339

Geboortegemak Waarde	Speenkalf Waarde	Vrugbaarheids-waarde	Onderhouds-waarde	Koeiwaarde	Groei-waarde	Karkas-waarde
89	134	81	75	110	135	144

Kalf en Moeder			Vrugbaarheid				Na-Speen Groei			Raam			Karkas		
Geb. Dir.	Spn. Dir.	Spn. Mat.	Skr. Omtr.	Vers Vrugb.	Koei Vrugb.	Lankl.	Na-Speen	GDT	VOV	Volw. Gewig	Hoogte	Lengte	OSO	Vet	Mar
90	136	96	133	66	83	119	133	130	135	131	119	139	130	111	130

Spn. Indeks	365D Indeks	540D Indeks	GDT Indeks	VOV Indeks	Skrotum	LH
113	-	-	101	107	339	1.24

Miostatien	
Q204X	0
NT821	0
F94L	0

OPMERKINGS:

LOGIX EBV Analise: 2026-07-17

LOT 29 — *WALES H DE LA V*

MMR 230064
2023-09-04
SP

Ouerskap	Vaar	Moer
DNS		
Genomies		

- AJF 170480 HH(c)
  - AJF 110168
    - CEF 030401
    - AJF 040121 — OUD/KALW. 11/9, GEM. SI/KALW. 107/9
  - AJF 130455 — OUD/KALW. 11/9, GEM. SI/KALW. 98/8, TKP 387
    - LAR 090223
    - AJF 060131 — OUD/KALW. 7/6, GEM. SI/KALW. 98/5
- MMR 150036 — OUD/KALW. 8/5, GEM. SI/KALW. 95/5, TKP 454
  - AJF 100212
    - AJF 060110
    - AJF 070105 — OUD/KALW. 6/4, GEM. SI/KALW. 113/4
  - MMR 030174 — OUD/KALW. 15/13, GEM. SI/KALW. 96/13, TKP 370
    - PHR 990043
    - MMR 010006 — OUD/KALW. 6/3, GEM. SI/KALW. 101/3

Geboortegemak Waarde	Speenkalf Waarde	Vrugbaarheids-waarde	Onderhouds-waarde	Koeiwaarde	Groei-waarde	Karkas-waarde
111	106	86	79	97	133	121

Kalf en Moeder			Vrugbaarheid				Na-Speen Groei			Raam			Karkas		
Geb. Dir.	Spn. Dir.	Spn. Mat.	Skr. Omtr.	Vers Vrugb.	Koei Vrugb.	Lankl.	Na-Speen	GDT	VOV	Volw. Gewig	Hoogte	Lengte	OSO	Vet	Mar
111	109	94	109	96	90	92	117	112	108	125	118	108	104	84	132

Spn. Indeks	365D Indeks	540D Indeks	GDT Indeks	VOV Indeks	Skrotum	LH
105	-	-	123	-	358	1.21

Miostatien	
Q204X	Nie Getoets
NT821	Nie Getoets
F94L	Nie Getoets

OPMERKINGS:

LOGIX EBV Analise: 2026-07-17

LOT 30 — *WALES H DE LA V*

MMR 230079 HH(c)
2023-09-13
SP

Ouerskap	Vaar	Moer
DNS		
Genomies ✔		

- WBB 140147 HH(c)
  - MMJ 100165
    - MMJ 070213
    - MMJ 080050 — OUD/KALW. 9/5, GEM. SI/KALW. 103/5
  - WBB 110391 — OUD/KALW. 9/5, GEM. SI/KALW. 107/4, TKP 409
    - AG 010258
    - WVW 040037 — OUD/KALW. 14/10, GEM. SI/KALW. 108/10
- MMR 180046 — OUD/KALW. 7/5, GEM. SI/KALW. 103/5, TKP 387
  - MMR 140102 HH(c)
    - AJF 110189 HH(c)
    - MMR 040163 — OUD/KALW. 14/11, GEM. SI/KALW. 100/11
  - MMR 150045 — OUD/KALW. 6/3, GEM. SI/KALW. 100/3, TKP 547
    - AJF 130118 HH(c)
    - MMR 120072 — OUD/KALW. 9/5, GEM. SI/KALW. 95/5

Geboortegemak Waarde	Speenkalf Waarde	Vrugbaarheids-waarde	Onderhouds-waarde	Koeiwaarde	Groei-waarde	Karkas-waarde
80	111	77	86	91	88	102

Kalf en Moeder			Vrugbaarheid				Na-Speen Groei			Raam			Karkas		
Geb. Dir.	Spn. Dir.	Spn. Mat.	Skr. Omtr.	Vers Vrugb.	Koei Vrugb.	Lankl.	Na-Speen	GDT	VOV	Volw. Gewig	Hoogte	Lengte	OSO	Vet	Mar
70	118	101	95	69	101	83	107	100	96	116	98	103	96	86	101

Spn. Indeks	365D Indeks	540D Indeks	GDT Indeks	VOV Indeks	Skrotum	LH
103	-	-	95	-	342	1.23

Miostatien	
Q204X	1
NT821	0
F94L	0

OPMERKINGS:

LOGIX EBV Analise: 2026-07-17

© Compiled by the South African Stud Book and Livestock Improvement Association
All Pedigree- and Performance Data has been certified as correct

BULLS

LOT 31

JG VILJOEN & SEUNS

EHE 230359 Pp(c)
2023-08-30
SP

Parentage	Sire	Dam
DNA		
Genomic		

- EHE 180218 Pp(c)
  - VV 130330 Pp(c)
    - VV 110192
    - VV 080208 Pp(c) — AGE/CALV. 13/11, AVG. WI/CALV. 104/11
  - VV 080077 — AGE/CALV. 13/10, AVG. WI/CALV. 108/10, ICP 388
    - VV 050505
    - VV 030210 — AGE/CALV. 12/10, AVG. WI/CALV. 109/10
- JPL 110087 P — AGE/CALV. 14/11, AVG. WI/CALV. 104/10, ICP 406
  - JPL 060105 P
    - JPL 040139 P
    - JPL 040013 P — AGE/CALV. 17/11, AVG. WI/CALV. 106/10
  - JPL 070005 P — AGE/CALV. 13/11, AVG. WI/CALV. 102/10, ICP 373
    - GJN 000025
    - JPL 040070 P — AGE/CALV. 9/7, AVG. WI/CALV. 101/7

Calving Ease Value	Weaner Calf Value	Fertility Value	Maintenance Value	Cow Value	Growth Value	Carcass Value
84	100	93	93	90	104	124

Calf and Mother			Fertility				Post-Wean Growth			Frame			Carcass		
Birth Dir.	Wean Dir.	Wean Mat.	Scr. Circ.	Heifer Fert.	Cow Fert.	Longev.	Post Wean	ADG	FCR	Mature Weight	Height	Length	EMA	Fat	Mar
76	114	82	125	85	105	96	109	102	109	108	101	111	74	144	105

Wean Index	365D Index	540D Index	ADG Index	FCR Index	Scrotum	LH
98	-	-	97	-	371	1.14

Myostatin	
Q204X	0
NT821	0
F94L	0

REMARKS:

LOGIX EBV Analysis: 2026-07-17

LOT 32

JG VILJOEN & SEUNS

EHE 240040 HH(c)
2024-01-29
SP

Parentage	Sire	Dam
DNA		
Genomic	✔	✔

- NFS 200238 Pp(c)
  - MCU 140048 Pp(c)
    - MCU 100109 Pp(c)
    - MCU 110151 PP(c) — AGE/CALV. 10/7, AVG. WI/CALV. 114/7
  - NFS 180017 — AGE/CALV. 6/1, AVG. WI/CALV. 104/1, ICP -
    - NFS 140154 HH(c)
    - ZVJ 120068 — AGE/CALV. 9/6, AVG. WI/CALV. 105/6
- EHE 200164 Pp(c) — AGE/CALV. 6/4, AVG. WI/CALV. 112/3, ICP 447
  - EHE 160585 PP(c)
    - JMP 040248
    - JPL 130018 P — AGE/CALV. 8/5, AVG. WI/CALV. 101/5
  - WAT 150010 HH(c) — AGE/CALV. 11/9, AVG. WI/CALV. 108/9, ICP 366
    - BG 110058
    - WAT 080145 HH(c) — AGE/CALV. 17/15, AVG. WI/CALV. 103/14

Calving Ease Value	Weaner Calf Value	Fertility Value	Maintenance Value	Cow Value	Growth Value	Carcass Value
100	133	91	97	125	136	135

Calf and Mother			Fertility				Post-Wean Growth			Frame			Carcass		
Birth Dir.	Wean Dir.	Wean Mat.	Scr. Circ.	Heifer Fert.	Cow Fert.	Longev.	Post Wean	ADG	FCR	Mature Weight	Height	Length	EMA	Fat	Mar
97	116	129	101	92	90	107	117	143	128	100	114	129	120	144	109

Wean Index	365D Index	540D Index	ADG Index	FCR Index	Scrotum	LH
106	-	-	112	-	338	1.25

Myostatin	
Q204X	0
NT821	0
F94L	0

REMARKS:

LOGIX EBV Analysis: 2026-07-17

LOT 33

JG VILJOEN & SEUNS

EHE 230104 Pp(c)
2023-04-26
SP

Parentage	Sire	Dam
DNA		
Genomic	✔	

- EHE 190286 PP(c)
  - VV 170145 Pp(c)
    - VV 120286 HH(c)
    - VV 140187 P — AGE/CALV. 9/7, AVG. WI/CALV. 115/6
  - EHE 160055 PP(c) — AGE/CALV. 10/8, AVG. WI/CALV. 107/7, ICP 381
    - JPL 110011 PP(c)
    - EHE 130016 PP(c) — AGE/CALV. 12/10, AVG. WI/CALV. 107/10
- EHE 200233 HH(c) — AGE/CALV. 5/3, AVG. WI/CALV. 107/3, ICP 465
  - EHE 170031 Pp(c)
    - WAT 130339 HH(c)
    - MCU 040064 P — AGE/CALV. 19/15, AVG. WI/CALV. 104/16
  - EHE 180049 — AGE/CALV. 8/6, AVG. WI/CALV. 98/6, ICP 370
    - WSS 120175 P
    - EHE 120026 — AGE/CALV. 13/11, AVG. WI/CALV. 101/11

Calving Ease Value	Weaner Calf Value	Fertility Value	Maintenance Value	Cow Value	Growth Value	Carcass Value
136	120	123	102	140	113	119

Calf and Mother			Fertility				Post-Wean Growth			Frame			Carcass		
Birth Dir.	Wean Dir.	Wean Mat.	Scr. Circ.	Heifer Fert.	Cow Fert.	Longev.	Post Wean	ADG	FCR	Mature Weight	Height	Length	EMA	Fat	Mar
132	98	122	113	104	126	115	101	121	129	95	125	123	117	144	68

Wean Index	365D Index	540D Index	ADG Index	FCR Index	Scrotum	LH
106	-	-	112	-	390	1.23

Myostatin	
Q204X	0
NT821	0
F94L	0

REMARKS:

LOGIX EBV Analysis: 2026-07-17

© Compiled by the South African Stud Book and Livestock Improvement Association
All Pedigree- and Performance Data has been certified as correct

BULLE

LOT 34 — *JG VILJOEN & SEUNS*

EHE 240027 HH(c)
2024-01-21
SP

Ouerskap	Vaar	Moer
DNS		
Genomies ✔	✔	

- LAR 180053 HH(c)
  - LAR 140446
    - LAR 120026 HH(c)
    - LAR 950050 — OUD/KALW. 20/15, GEM. SI/KALW. 111/14
  - LAR 150277 — OUD/KALW. 10/6, GEM. SI/KALW. 105/6, TKP 540
    - LAR 110071
    - LAR 080168 — OUD/KALW. 17/12, GEM. SI/KALW. 103/11
- VV 170099 Pp(c) — OUD/KALW. 9/7, GEM. SI/KALW. 103/6, TKP 380
  - VV 130248
    - AG 090226
    - VV 020323 — OUD/KALW. 11/9, GEM. SI/KALW. 99/9
  - VV 100056 — OUD/KALW. 12/9, GEM. SI/KALW. 107/10, TKP 423
    - VV 060403 P
    - VV 040184 — OUD/KALW. 7/4, GEM. SI/KALW. 103/4

Geboortegemak Waarde	Speenkalf Waarde	Vrugbaarheids-waarde	Onderhouds-waarde	Koeiwaarde	Groei-waarde	Karkas-waarde
99	139	100	80	128	116	127

Kalf en Moeder			Vrugbaarheid				Na-Speen Groei			Raam			Karkas		
Geb. Dir.	Spn. Dir.	Spn. Mat.	Skr. Omtr.	Vers Vrugb.	Koei Vrugb.	Lankl.	Na-Speen	GDT	VOV	Volw. Gewig	Hoogte	Lengte	OSO	Vet	Mar
94	136	94	98	97	99	107	127	117	135	123	118	125	126	103	135

Spn. Indeks	365D Indeks	540D Indeks	GDT Indeks	VOV Indeks	Skrotum	LH
107	-	-	113	113	366	1.26

Miostatien	
Q204X	0
NT821	0
F94L	0

OPMERKINGS:

LOGIX EBV Analise: 2026-07-17

LOT 35 — *WALES H DE LA V*

MMR 220122 HH(c)
2022-10-18
SP

Ouerskap	Vaar	Moer
DNS		
Genomies ✔		

- AJF 170480 HH(c)
  - AJF 110168
    - CEF 030401
    - AJF 040121 — OUD/KALW. 11/9, GEM. SI/KALW. 107/9
  - AJF 130455 — OUD/KALW. 11/9, GEM. SI/KALW. 98/8, TKP 387
    - LAR 090223
    - AJF 060131 — OUD/KALW. 7/6, GEM. SI/KALW. 98/5
- MMR 130014 — OUD/KALW. 12/9, GEM. SI/KALW. 99/9, TKP 377
  - AJF 100212
    - AJF 060110
    - AJF 070105 — OUD/KALW. 6/4, GEM. SI/KALW. 113/4
  - MMR 110024 — OUD/KALW. 10/9, GEM. SI/KALW. 90/9, TKP 367
    - GBS 050049
    - MMR 070034 — OUD/KALW. 5/3, GEM. SI/KALW. 94/3

Geboortegemak Waarde	Speenkalf Waarde	Vrugbaarheids-waarde	Onderhouds-waarde	Koeiwaarde	Groei-waarde	Karkas-waarde
126	100	104	98	110	104	106

Kalf en Moeder			Vrugbaarheid				Na-Speen Groei			Raam			Karkas		
Geb. Dir.	Spn. Dir.	Spn. Mat.	Skr. Omtr.	Vers Vrugb.	Koei Vrugb.	Lankl.	Na-Speen	GDT	VOV	Volw. Gewig	Hoogte	Lengte	OSO	Vet	Mar
142	91	111	101	104	106	100	99	96	81	100	88	83	102	103	125

Spn. Indeks	365D Indeks	540D Indeks	GDT Indeks	VOV Indeks	Skrotum	LH
98	-	-	101	-	344	1.16

Miostatien	
Q204X	0
NT821	0
F94L	0

OPMERKINGS:

LOGIX EBV Analise: 2026-07-17

LOT 36 — *JG VILJOEN & SEUNS*

EHE 230524 PP(c)
2023-07-22
B

Ouerskap	Vaar	Moer
DNS		
Genomies		

- EHE 190170 PP(c)
  - EHE 140026 Pp(c)
    - JPL 090065 P
    - WSS 090332 — OUD/KALW. 14/12, GEM. SI/KALW. 96/11
  - EHE 140122 — OUD/KALW. 6/5, GEM. SI/KALW. 103/4, TKP 362
    - HBT 100073
    - JPL 110087 P — OUD/KALW. 14/11, GEM. SI/KALW. 104/10
- EHE 140067 — OUD/KALW. 10/8, GEM. SI/KALW. 99/8, TKP 386

Geboortegemak Waarde	Speenkalf Waarde	Vrugbaarheids-waarde	Onderhouds-waarde	Koeiwaarde	Groei-waarde	Karkas-waarde
77	86	97	83	80	107	113

Kalf en Moeder			Vrugbaarheid				Na-Speen Groei			Raam			Karkas		
Geb. Dir.	Spn. Dir.	Spn. Mat.	Skr. Omtr.	Vers Vrugb.	Koei Vrugb.	Lankl.	Na-Speen	GDT	VOV	Volw. Gewig	Hoogte	Lengte	OSO	Vet	Mar
81	103	96	108	91	107	92	102	106	106	119	109	102	115	128	89

Spn. Indeks	365D Indeks	540D Indeks	GDT Indeks	VOV Indeks	Skrotum	LH
92	-	-	122	-	378	1.15

Miostatien	
Q204X	0
NT821	0
F94L	0

OPMERKINGS:

LOGIX EBV Analise: 2026-07-17

Bonsmara SA Cattle Breeders' Society

© Compiled by the South African Stud Book and Livestock Improvement Association
All Pedigree- and Performance Data has been certified as correct

Dier Info				Actual Values					Expected Breeding Values											Indices			Dam		
LOT	Animal ID	Sex	SEC	Birth Wt (kg)	205d Wt (kg)	CCB *Ratio*	Length Height *Ratio*	Scr. Circ. *(mm)*	Birth Dir (kg)	Birth Mat (kg)	Wean Dir (kg)	Wean Mat (kg)	Post Wean (kg)	Mature Weight. (kg)	ADG (g/d)	FCR (kg:kg)	Scr. Circ. (mm)	Height. (mm)	Length (mm)	Wean	ADG	Scr. Circ.	Avg. Wean Index	Nr. Calves	Repr. Index
			Breed Average						1.00	-0.29	15.0	3.6	24	22	79	-37	12.7	-3.0	14.0						
			Auction Average	35	246	6.96	1.23	350	1.15	-0.87	20.2	4.1	37	30	128	-54	17.6	-0	23	104	104	108	102	5.0	105
1	EHE 230495	M	SP	33	223	5.79	1.28	333	-0.69	-0.95	17.0	1.8	29.6	21.6	126	-59	10.6	-13	18	94	104	96	89	4	114
2	EHE 240014	M	SP	35	247	6.36	1.31	408	2.13	-1.30	27.6	2.6	58.4	58.8	188	-83	31.3	6	34	111	103	131	101	9	112
3	EHE 230320	M	SP	41	272	9.01	1.19	329	3.07	-0.93	21.8	5.9	40.1	39.4	166	-126	28.7	20	38	100	122	127	96	5	105
4	EHE 230147	M	SP	35	259	6.73	1.30	352	0.59	0.02	17.5	12.3	34.9	9.0	152	-52	9.7	11	32	101	99	95	104	5	114
5	EHE 230150	M	SP	24	247	5.11	1.27	327	-3.45	-0.91	9.5	4.5	13.1	8.8	55	-70	14.8	-19	1	109	93	104	109	3	107
6	EHE 230485	M	SP	36	232	8.18	1.15	342	2.30	-0.79	18.6	5.8	33.7	6.4	162	-56	14.8	2	28	97	120	103	99	2	108
7	EHE 210071	M	SP	38	261	6.85	1.25	410	3.44	-2.04	21.8	-5.1	37.8	47.5	68	-18	28	-7	15	103	97	126	94	8	112
8	EHE 230208	M	SP	31	278	6.26	1.25	307	-1.26	-1.45	22.0	4.3	49.4	35.9	210	-80	13	10	37	112	119	101	103	5	114
9	EHE 230392	M	SP	35	252	6.48	1.20	325	0.13	-1.76	18.2	-1.1	20.1	27.5	72	-67	26.3	-14	4	107	90	123	102	4	114
10	EHE 230437	M	SP	40	278	7.48	1.20	315	2.33	-1.82	25.6	12.2	41.1	26.4	112	-60	19	6	30	118	104	111	111	4	112
11	EHE 230512	M	B	38	247	6.61	1.25	356	0.44	-0.34	12.6	6.3	30.7	30.2	99	-26	3.3	10	27	95	102	84	95	9	105
12	EHE 230305	M	SP	36	257	6.99	1.27	314	-0.68	-0.46	4.9	1.7	12.1	-6.7	12	24	2.5	-28	-10	95	97	83	98	6	110
13	NFS 200238	M	SP	38	237	7.44	1.21	339	2.16	-1.42	17.1	10.0	23.5	-2.7	147	-60	20.2	-11	22	104	93	113	104	1	44
14	EHE 230177	M	SP	30	238	7.14	1.24	357	1.26	-2.48	23.8	0.7	35.7	14.1	158	-38	21.5	-13	15	101	96	115	101	1	99
15	EHE 240048	M	SP	35	220	6.93	1.26	378	2.18	-1.43	22.0	7.0	35.7	24.0	124	-78	27.8	-2	23	97	104	125	106	3	104
16	EHE 230186	M	SP	25	254	5.68	1.27	359	0.60	-1.50	18.4	5.4	31.2	25.6	143	-48	11.7	-6	25	112	98	98	106	2	107
17	AJF 210392	M	SP	38	235	-	1.31	367	3.16	-0.57	17.9	0.0	39.1	40.4	177	-47	19.8	-12	17	103	111	112	106	6	113
18	EHE 230136	M	SP	39	271	6.78	1.27	368	1.98	-0.69	27.0	1.2	56.5	72.1	246	-80	40.1	14	41	105	112	146	94	7	114
19	MMR 220004	M	SP	35	231	9.59	1.18	310	-0.52	0.04	12.9	-1.1	20.4	11.1	35	-11	9	-18	2	109	98	94	105	3	84
20	MMR 230049	M	SP	38	208	6.34	1.23	318	2.42	-0.82	24.0	1.4	41.6	56.3	95	-43	4.2	1	17	103	113	86	102	7	98
21	EHE 230167	M	SP	33	256	7.33	1.23	381	1.39	0.07	18.5	10.7	30.2	5.5	104	-44	18	-1	25	109	92	109	110	3	107
22	EHE 230212	M	SP	39	189	6.19	1.24	356	2.38	-1.66	21.5	-2.6	35.4	34.3	85	-62	10.3	-7	16	100	92	96	99	5	107
23	EHE 230260	M	SP	32	267	6.81	1.23	353	-1.13	-1.00	18.7	5.0	37.3	-3.3	157	-65	10.9	-1	28	106	102	97	111	3	107
24	EHE 230271	M	SP	43	277	7.41	1.17	322	3.91	-0.25	31.2	-2.0	55.9	56.6	156	-56	13.1	22	38	101	97	101	97	6	109
25	EHE 230245	M	SP	36	275	8.28	1.23	349	1.11	-0.82	24.8	11.3	42.7	18.0	189	-49	17.7	-1	29	108	109	108	105	5	111

Bonsmara SA Cattle Breeders' Society

© Compiled by the South African Stud Book and Livestock Improvement Association
All Pedigree- and Performance Data has been certified as correct

Dier Info				Werklike Syfers					Verwagte Teelwaardes											Indekse			Moeder		
LOT	Dier ID	Geslag	AFD	Geb. Gewig (kg)	205d Gewig (kg)	KKG *Verh.*	Lengte Hoogte *Verh.*	Skr. Omtr. *(mm)*	Geb Dir (kg)	Geb Mat (kg)	Spn Dir (kg)	Spn Mat (kg)	Na-Spn (kg)	Volw. Gewig (kg)	GDT (g/d)	VOV (kg:kg)	Skr. Omtr. (mm)	Hoogte (mm)	Lengte (mm)	Spn.	GDT	Skr. Omtr.	Gem. Spn. Indeks	Aant. Kalw.	Repr. Indeks
		Ras Gemiddeld							1.00	-0.29	15.0	3.6	24	22	79	-37	12.7	-3.0	14.0						
		Aanbod Gemiddeld		35	246	6.96	1.23	350	1.15	-0.87	20.2	4.1	37	30	128	-54	17.6	-0	23	104	104	108	102	5.0	105
26	EHE 230428	M	SP	38	230	7.17	1.22	344	2.42	-0.47	22.2	1.3	49.1	39.3	125	-54	32.8	3	34	95	96	134	102	5	108
27	EHE 230539	M	B	35	278	5.93	1.12	337	0.34	-0.32	10.8	6.5	21.0	6.0	56	-8	11.7	-7	11	105	97	98	106	9	105
28	EHE 230240	M	SP	34	283	6.87	1.24	339	2.03	-0.09	33.6	2.4	62.1	67.9	193	-94	32.2	12	48	113	101	133	107	4	111
29	MMR 230064	M	SP	34	207	6.85	1.21	358	-0.18	-0.20	19.8	1.8	45.8	58.4	125	-49	18.2	11	20	105	123	109	95	5	94
30	MMR 230079	M	SP	40	210	7.6	1.23	342	4.10	-0.42	24.4	3.9	34.4	45.2	80	-31	9.9	-5	16	103	95	95	103	5	105
31	EHE 230359	M	SP	39	267	6.84	1.14	371	3.49	-1.11	22.3	-1.9	37.0	33.3	88	-52	27.7	-2	23	98	97	125	104	11	104
32	EHE 240040	M	SP	34	237	7.23	1.25	338	1.29	-1.56	23.5	12.3	47.1	22.5	239	-82	13.5	8	40	106	112	101	112	4	106
33	EHE 230104	M	SP	35	253	8.24	1.23	390	-2.35	-0.90	14.1	10.2	30.2	15.4	159	-84	20.2	16	34	106	112	113	107	3	101
34	EHE 240027	M	SP	36	240	5.71	1.26	366	1.59	-1.04	34.0	1.9	56.0	56.6	144	-94	11.2	11	36	107	113	98	103	7	112
35	MMR 220122	M	SP	27	203	6.34	1.16	344	-3.42	-0.13	10.5	6.8	27.0	21.4	65	-6	13.5	-13	-2	98	101	101	99	9	104
36	EHE 230524	M	B	39	253	7.09	1.15	378	2.98	0.31	16.4	2.4	28.6	49.8	102	-46	17.2	4	15	92	122	108	99	8	111

© Compiled by the South African Stud Book and Livestock Improvement Association
All Pedigree- and Performance Data has been certified as correct

EXPLANATION OF CATALOGUE ABBREVIATIONS		VERDUIDELIKING VAN KATALOGUS AFKORTINGS	
Lot Number	LOT	LOT	Lot Nommer
Estimated breeding value	EBV	EBV	Beraamde teelwaarde
Parentage verification	Parentage	Ouerskap	Ouerskap verifikasie
Age in years / Number of calvings	AGE. / CALV.	OUD. / KALF.	Ouderdom in jaar / Aantal kalwings
Average Wean index / Number of calves weaned	Ave WI / CALV.	GEM SI / KALF.	Gemiddelde speen indeks / Aantal kalwers gespeen
Animal identification number	ID	ID	Dier se identifikasie nommer
Herd Book Section	SEC	AFD	Kuddeboek Afdeling
Herd Book Section: Pending Registration	PEN	PEN	Kuddeboek Afdeling: Wag vir Registrasie
Herd Book Section: Not for Registration	NFR	NFR	Kuddeboek Afdeling: Nie vir Registrasie
Herd Book Section: Foundation Generation	FO	FO	Kuddeboek Afdeling: Fondasie Generasie
Herd Book Section: Appendix A	A	A	Kuddeboek Afdeling: Aanhangsel A
Herd Book Section: Appendix B	B	B	Kuddeboek Afdeling: Aanhangsel B
Herd Book Section: Studbook Proper, a registered animal	SP	SP	Kuddeboek Afdeling: Studbook Proper, 'n geregistreerde dier
Genomically Tested	GT	GT	Genomies Getoets
Homozygous Horned (Celtic test)	HH(c)	HH(c)	Homosigoties horings (Celtic toets)
Homozygous Polled (Celtic test)	PP(c)	PP(c)	Homosigotiets Poena (Celtic toets)
Heterozygous Polled (Celtic test)	Pp(c)	Pp(c)	Heterosigoties Poena (Celtic toets)
Phenotypically Polled	P	P	Fenotipies Poena
Intercalving Period	ICP	TKP	Tussen-Kalf Periode
Birth Direct breeding value	Birth Dir.	Geb. Dir	Geboorte Direk teelwaarde
Wean Direct breeding value	Wean Dir.	Spn. Dir.	Speen Direk teelwaarde
Wean Maternal breeding value	Wean Mat.	SPn. Mat.	Speen Maternaal teelwaarde
Scrotal Circumference	Scr. Circ.	Skr. Omt.	Skrotum omtrek
Heifer Fertility	Heifer Fert.	Vers Vrugb.	Vers Vrugbaarheid
Cow Fertility	Cow Fert.	Koei Vrugb.	Koei Vrugbaarheid
Longevity	Longev.	Lankl.	Lanklewendheid
Mature Weight	Mat. Wt.	Volw. Gewig	Volwasse gewig
Average Daily Gain (g/day)	ADG	GDT	Gemiddelde Daaglikse Toename
Feed Conversion Ratio (kg:kg)	FCR	VOV	Voeromset Verhouding
Eye Muscle Area	EMA	OSO	Oogspier grootte
Backfat Thickness	Fat	Vet	Rugvet Diepte
Marbeling (intra-muscular fat)	Mar	Mar	Marmering (binne-spierse vet)
365-day weight index	365D Index	365D Indeks	365-dae gewig indeks
540-day weight index	540D Index	540D Indeks	540-dae gewig indeks
Length-Height ratio	LH	LH	Lengte-Hoogte Verhouding
Actual Birth weight	Birth Wt.	Geb. gewig	Werklike Geboorte gewig
205-day Dam-age corrected weight	205d Wt.	205d gewig	205-dag Moeder-ouderdom gekorrigeerde gewig
Cow-Calf Birth Ratio	CCG	KKG	Koei-Kalf Geboorte Verhouding
Cow-Calf Wean Ratio	CCW	KKS	Koei-Kalf Speen Verhouding
Average Weaning Index	Avg. Wean Index	Gem. Spn. Indeks	Gemiddelde speen indeks
Number of Calves	Nr. Calves	Aant. Kalw.	Aantal kalwers
Reproduction Index	Repr. Index	Repr. Indeks	Reproduksie indeks
Animal sex: M - Male, F - Female	M / F	M / V	Dier geslag: M - Manlik, V - Vroulik